







LEGEND

-  Pre 1900 Woodland
-  Old Hedgerow Trees pre 1900
-  Post 1950 Woodland (Railway Embankment)
-  Post 2000 Woodland/Scrub Establishment
-  Post 1950 pre 1970 Established Woodland
-  Line of War Time Railway Line

Woodland & Countryside Management Ltd.
 TEL: Office: 01380831162 Mobile: 07873253425
 Email: steve@woodlandcountryside.com

GWAUN MEISGYN, TYNANT, BEDDAU

SCALE : 1 : 2000	@ A3	DATE : 19-Jan-18	
PLAN TITLE: WOODLAND SURVEY PLOTS		PLAN REF: WCM/SSR/CWA/GMTB/WSPP/1	

Map data shown may contain Ordnance Survey © products supplied by Pear Technology Services Ltd; Email: info@peartechology.co.uk
 © Crown Copyright and database rights from date shown above
 Ordnance Survey © licence number 100023148